

# CONTRAST

Welcome to Guam!

General information for all CONTRAST participants.

This document contains important information for your deployment in Guam.

Please read and feel free to ask any questions to your EOL representative.

## Arriving in Guam

Welcome to Guam! And Welcome to CONTRAST! This document will provide the requirements and locations for all CONTRAST activities. Please read and don't hesitate to ask any questions.

EOL PM on site:

Vidal Salazar Jan 09-Jan 30 phone: 720-771-5018

Jose Meitin Jan 31 – Feb 09 phone TBD

Jim Moore Feb 10 – March 01 phone TBD

GV PM Pavel Romashkin Jan 15 – Feb 07 phone: TBD

GV PM Louis Lussier Feb 08 – Mar 01 phone: TBD

## CONTRAST locations



A – Hilton Hotel and Spa (CONTRAST Operations Center and host hotel)

B – Guam international airport main passenger terminal

C - Aviation Concepts FBO. Location of the NSF-NCAR GV (and BAe146)

For ATTREX locations and logistics information please visit:

[https://airbornescience.nasa.gov/sites/default/files/documents/Guam%20Orientation\\_V2\\_0.pdf](https://airbornescience.nasa.gov/sites/default/files/documents/Guam%20Orientation_V2_0.pdf)

## **Host Hotel and Operations Center**

The host hotel is the **Hilton Guam Resort and Spa**, 202 Hilton Road, Tumon Bay, 96913, Guam.

From the airport, you can take a taxi (~15 USD) or if you are renting a car, after exiting the airport, take a left onto Guam route 10 (Chalan Pasahero). Go past the Home Depot and turn right onto Guam route 1 (or Marine Corp Dr.). At the next intersection turn left (JFK High School will be in your left and KMART will be in your right) into Tumon Bay road. Continue until the next intersection and turn left again into Pale San Vittores Road. Continue into this road until you see the Hilton hotel on your right side.

### **Operations Center** (Located at the Hilton - Chuchuko meeting room)

The operations center is located in the Chuchuko Room, on tower 1, next to the Gym facilities. From the main Hilton hotel lobby, go towards the long corridor past the jewelry shop and go downstairs to the Gym area. The Chuchuko room is located just behind the staircase. If you get lost, just ask any hotel staff for the gym area or the Chuhuko meeting room.

### **Hours of operations**

The CONTRAST operations center is available 24/7. The room will be unlocked every day from 8 AM to 5 PM. If you require after hours access to the room, please contact the hotel security staff. They are instructed to open up the room for any CONTRAST participant. You will have to identify yourself with your CONTRAST badge and your full name.

## **CONTRAST project badge**



All project participants must obtain a CONTRAST badge from the operations center EOL representative (Vidal, Jose or Jim). This project badge will allow you to identify yourself with the hotel staff and at the FBO (GV) location.

All project participants MUST wear a CONTRAST project badge at the Operations center and at the FBO location while working on the GV. Staff at both hotel and FBO are instructed to question people who are not wearing the project badge.

**Safety and security first!**

## **NSF-NCAR GV**

The NSF-NCAR GV will be operating out of the Aviation Concepts Fix Base Operator or FBO. The FBO is located on the south side of the main airstrip of the Guam international airport.

Total drive time from the Hilton hotel to the FBO location is about 15-20 minutes.

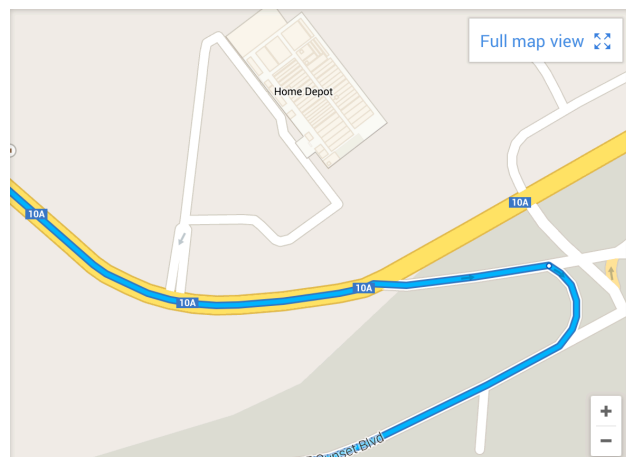
### **Directions to Aviation Concepts FBO.**

It is a little tricky to find the FBO, so follow these instructions step by step. You might have to follow someone the first time to find your way around.

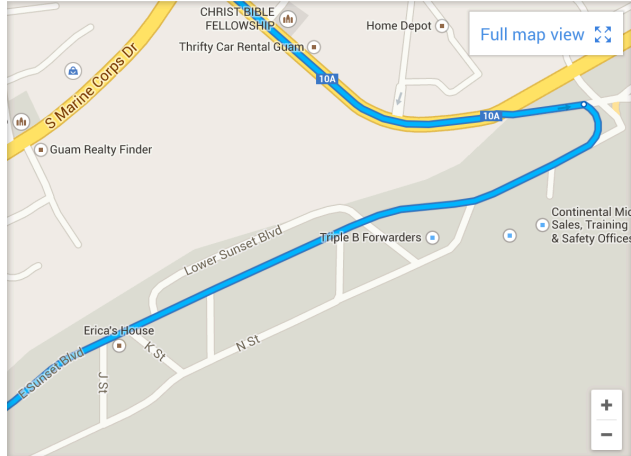


General route to the FBO

- Step 1 From the Hilton hotel, head back as if you are going back to the airport. And before you enter into the main airport area, you are going to turn right into the cargo area of the airport.



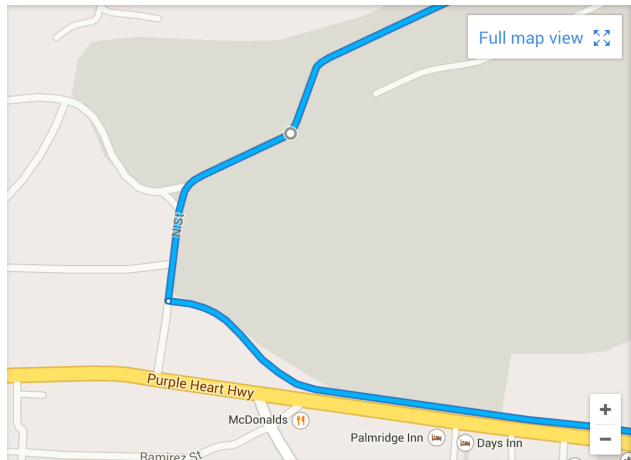
Step 2 Continue on this frontage road. You will be driving along side the airport security fence.



Step 3 Turn left onto Perimeter Road. (You are still driving next to the airport security fence)

If you reached the highway, you went too far.

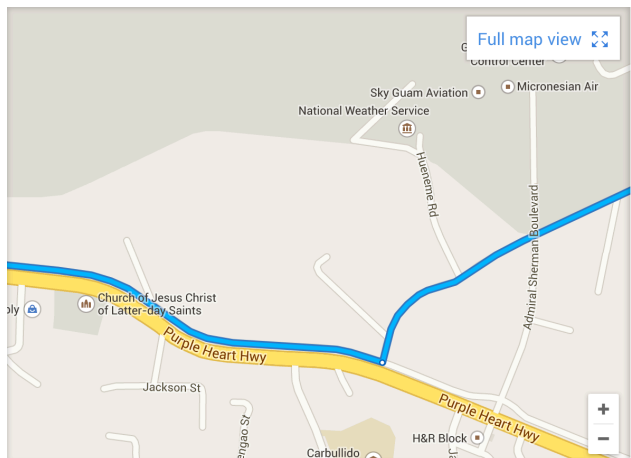
You will see the landing lights and the runway.



Step 4 Make a left onto Mariner Ave.

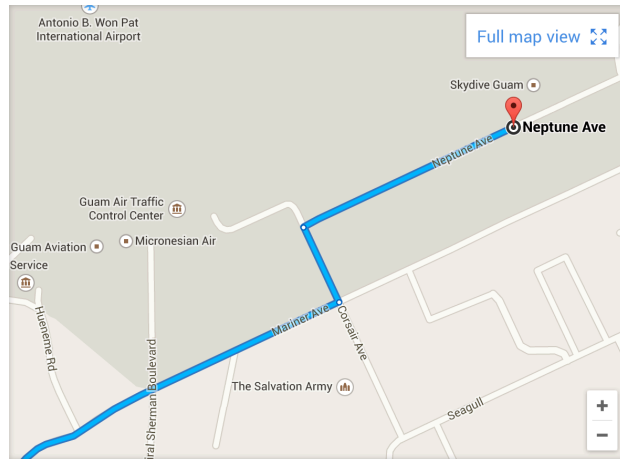
You will see the NOAA weather office.

You will pass the tower control center on your left.



Step 5 Continue on Mariner Ave and turn left onto the signs for the United hangar (Corsair Ave).

Make a right onto Neptune avenue and continue in this road until you see the Aviation Concepts building.



### Access to the Aviation Concepts FBO

Access to the secured area of the FBO follows TSA rules and regulations and must be followed by all project participants.

All CONTRAST personnel MUST be wearing 2 badges while working at the Aviation Concepts FBO in support of the GV.

- 1- An e-Badge
- 2- The CONTRAST project badge

The e-Badge.

The e-Badge is supplied by the Guam International Airport Police. These badges are specific to each participant. All CONTRAST participants supplied the EOL project managers with personal information (DOB and SSN) to obtain these badges.

Upon arriving at the Aviation Concepts FBO, please proceed to the Maintenance department and ask one of the aviation concepts maintenance personnel for your e-Badge. Please show your CONTRAST ID and obtain your badge.

Do not go into the ramp area without proper identification.

You **MUST** be wearing both your e-Badge and CONTRAST ID while working in and around the NSF-NCAR GV.

When you finish for the day, you **MUST** return your e-Badge to the maintenance department of Aviation Concepts. You cannot take the e-Badge back to the hotel.

Please comply with this rules imposed by the airport police. Failure to do so will jeopardize how we operate the GV at the FBO location.

### General information

For any additional information, please visit the CONTRAST website  
[https://www.eol.ucar.edu/field\\_projects/contrast](https://www.eol.ucar.edu/field_projects/contrast)

Field catalog

<http://catalog.eol.ucar.edu/contrast>